



Renewables
Finland

Wind power projects in Finland

30.1.2025

RAMBOLL

Bright ideas.
Sustainable change.

Onshore wind projects in development



Onshore wind in Finland

Onshore wind project stage	Projects (number)	Project Capacity (MW)	WTGs
Identified project	60	7 094	891
Permitting / Studies ongoing	311	49 597	5 919
LUP (land use planning) started	152	26 557	3 114
LUP draft	43	6 664	785
EIA - ongoing	156	28 234	3 283
LUP proposal	63	9 436	1 106
EIA - completed	125	18 583	2 445
LUP approved	92	9 347	1 413
Permitted	43	3 786	590
Under construction	9	1 171	180
SUM	423	61 648	7 579

Largest project
1200 MW

Smallest project:
4 MW

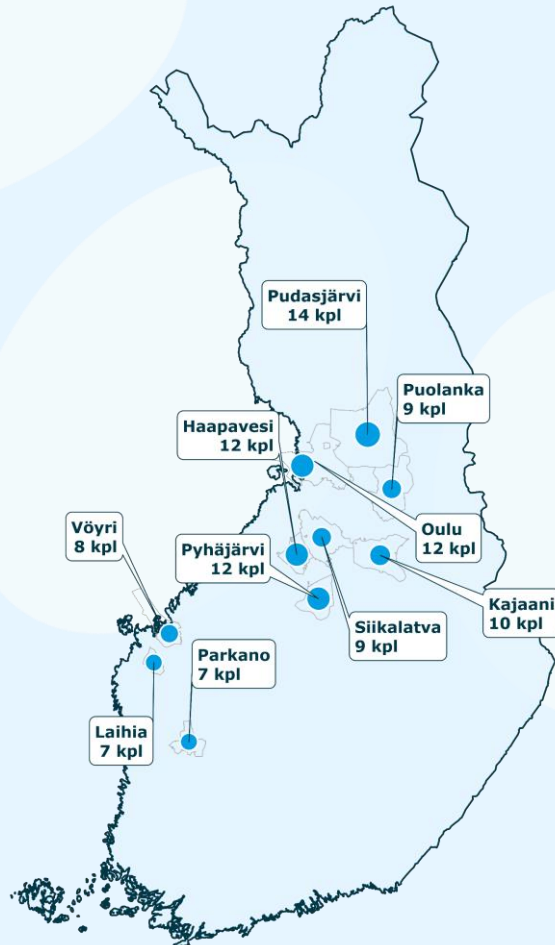
Average project size:
148 MW

Note: Only projects with more detailed information provided by the project developer are included in permitting subcategories. Therefore, total permitting projects is not the same as the sum of its subcategories.

Onshore wind projects on a map

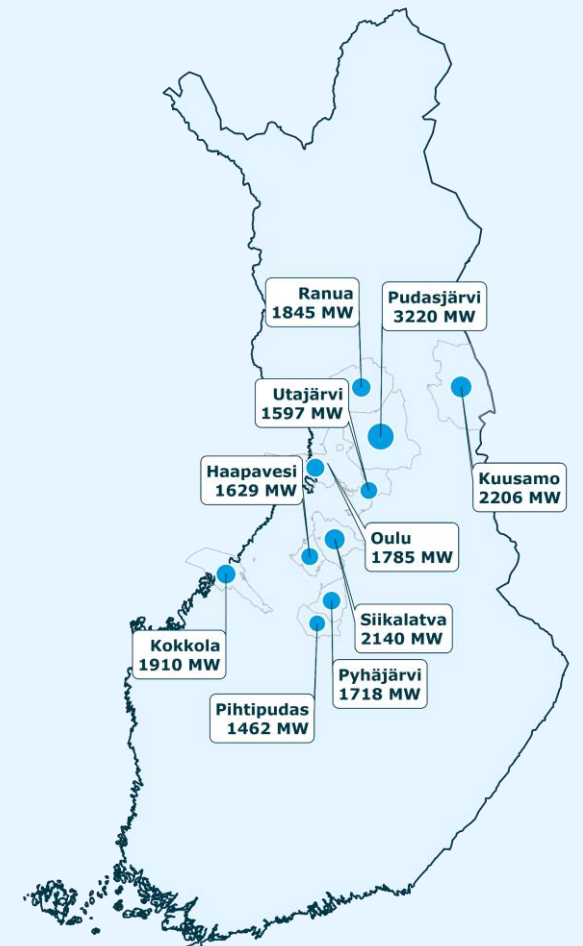
Number of onshore wind projects – top 10 municipalities

1. Pudasjärvi – 14 projects
2. Pyhäjärvi – 12 projects
3. Haapavesi – 12 projects
4. Oulu – 12 projects
5. Kajaani – 10 projects
6. Puolanka – 9 projects
7. Siikalatva – 9 projects
8. Vöyri – 8 projects
9. Laihia – 7 projects
10. Parkano – 7 projects



Cumulative capacity of onshore wind projects (MW) – top 10 municipalities

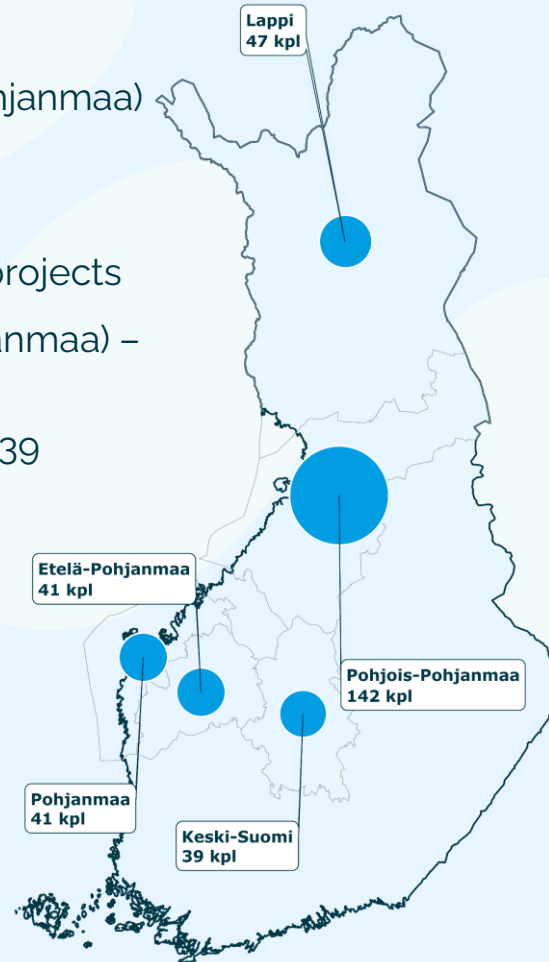
1. Pudasjärvi – 3220 MW
2. Kuusamo – 2206 MW
3. Siikalatva – 2140 MW
4. Kokkola – 1910 MW
5. Ranua – 1845 MW
6. Oulu – 1785 MW
7. Pyhäjärvi – 1718 MW
8. Haapavesi – 1629 MW
9. Utajärvi – 1597 MW
10. Pihtipudas – 1462 MW



Onshore wind projects in regions

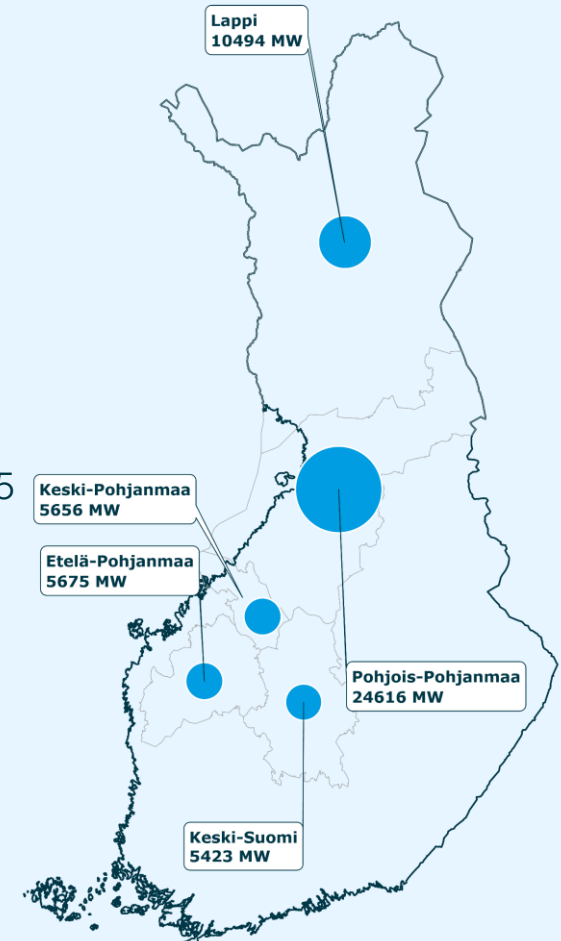
Number of projects– top 5 regions

1. North Ostrobothnia (Pohjois-Pohjanmaa) – 142 projects
2. Lapland (Lappi) – 47 projects
3. Ostrobothnia (Pohjanmaa) – 41 projects
4. South Ostrobothnia (Etelä-Pohjanmaa) – 41 projects
5. Central Finland (Keski-Suomi) – 39 projects



Cumulative capacity (MW) – top 5 regions

1. North Ostrobothnia (Pohjois-Pohjanmaa) – 24 616 MW
2. Lapland (Lappi) – 10 494 MW
3. South Ostrobothnia (Etelä-Pohjanmaa) – 5 675 MW
4. Central Ostrobothnia (Keski-Pohjanmaa) – 5 656 MW
5. Central Finland (Keski-Suomi) – 5 423 MW



Offshore wind projects in development



Offshore wind projects in Finland

Offshore wind project stage	Projects (number)	Capacity (MW)	WTGs
Identified project	7	17 850	888
Permitting / Studies ongoing	16	28 010	1 737
LUP (land use planning) started	4	7 450	466
LUP draft	1	500	40
EIA - ongoing	10	22 750	1 403
LUP proposal	1	650	55
EIA - completed	5	2 330	229
LUP approved	3	1 180	134
Permitted	1	320	80
Under construction	-	-	-
SUM	24	46 180	2 705

Largest project:
4950 MW

Smallest project:
160 MW

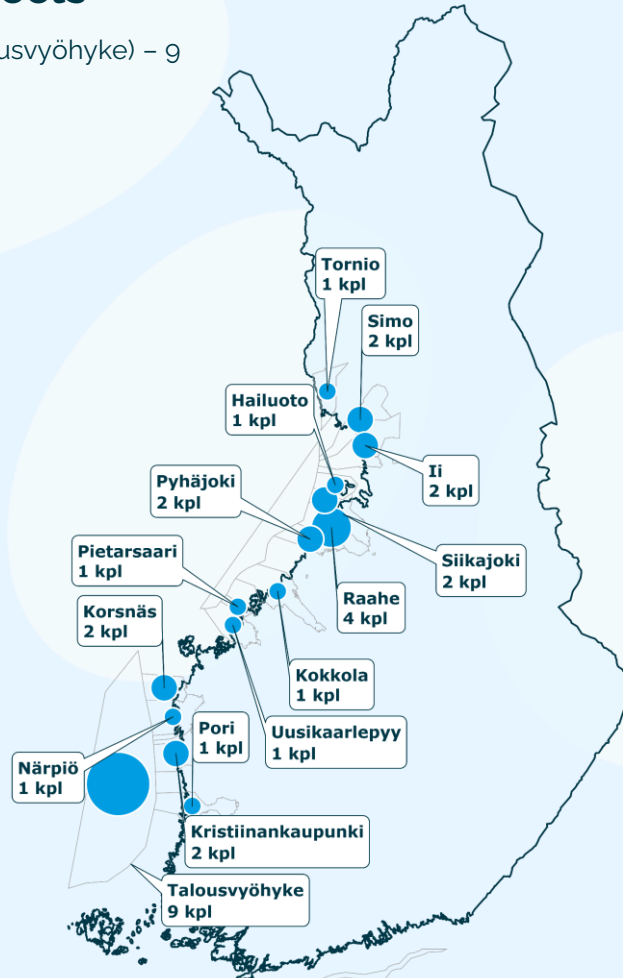
Average project:
1924 MW

Note: Only projects with more detailed information provided by the project developer are included in permitting subcategories. Therefore, total permitting projects is not the same as the sum of its subcategories.

Offshore wind projects on a map

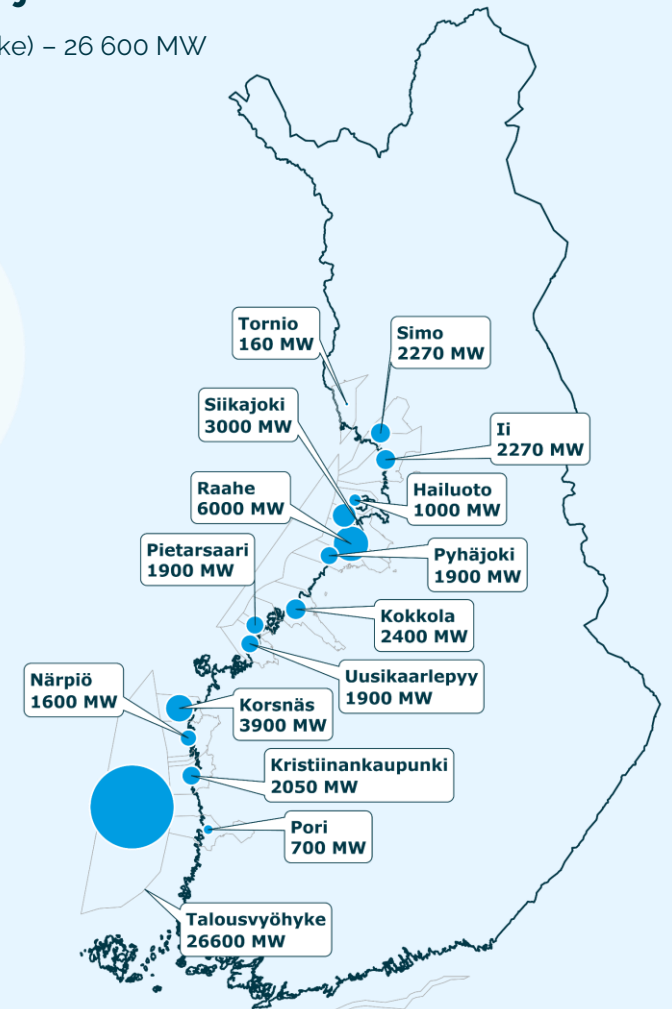
Number of offshore projects

1. Exclusive economic zone (Talousvyöhyke) – 9
2. Raahе – 4
3. Ii – 2
4. Korsnäs – 2
5. Kristiinankaupunki – 2
6. Pyhäjoki – 2
7. Siikajoki – 2
8. Simo – 2
9. Hailuoto – 1
10. Närpiö – 1
11. Pietarsaari – 1
12. Pori – 1
13. Tornio – 1
14. Uusikaarlepyy – 1
15. Kokkola – 1

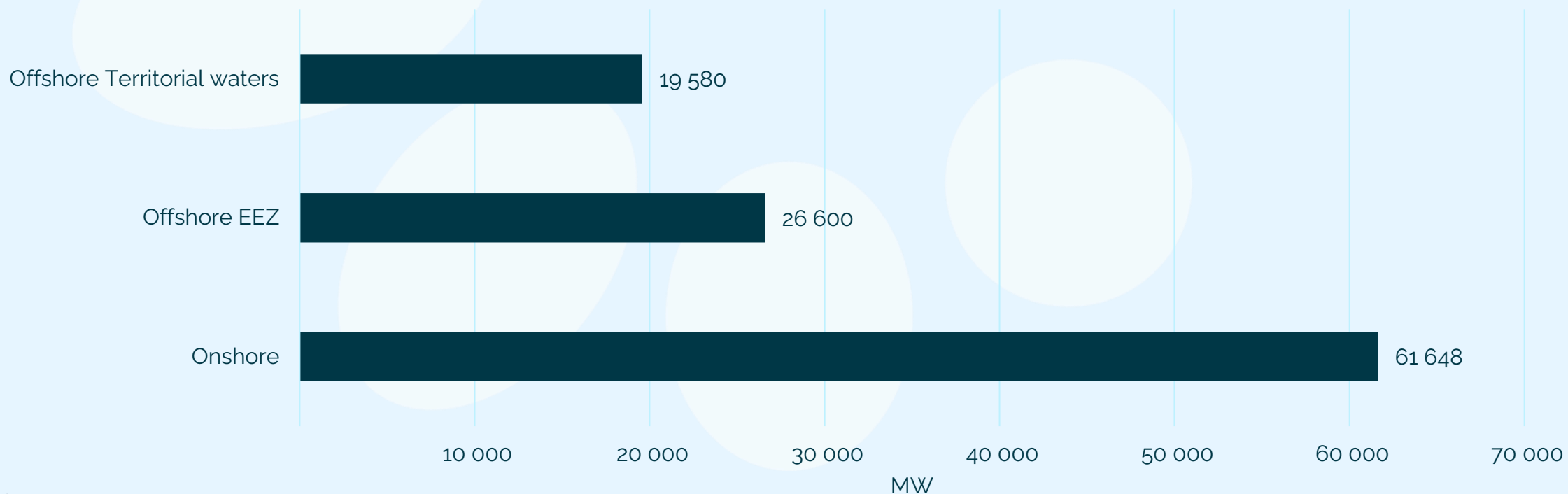


Cumulative capacity of projects

1. Exclusive economic zone (Talousvyöhyke) – 26 600 MW
2. Raahе – 6 000 MW
3. Korsnäs – 3 900 MW
4. Siikajoki – 3 000 MW
5. Kokkola – 2 400 MW
6. Ii – 2 270 MW
7. Simo – 2 270 MW
8. Kristiinankaupunki – 2 050 MW
9. Pyhäjoki – 1 900 MW
10. Pietarsaari – 1 900 MW
11. Uusikaarlepyy – 1 900 MW
12. Närpiö – 1 600 MW
13. Hailuoto – 1 000 MW
14. Pori – 700 MW
15. Tornio – 160 MW



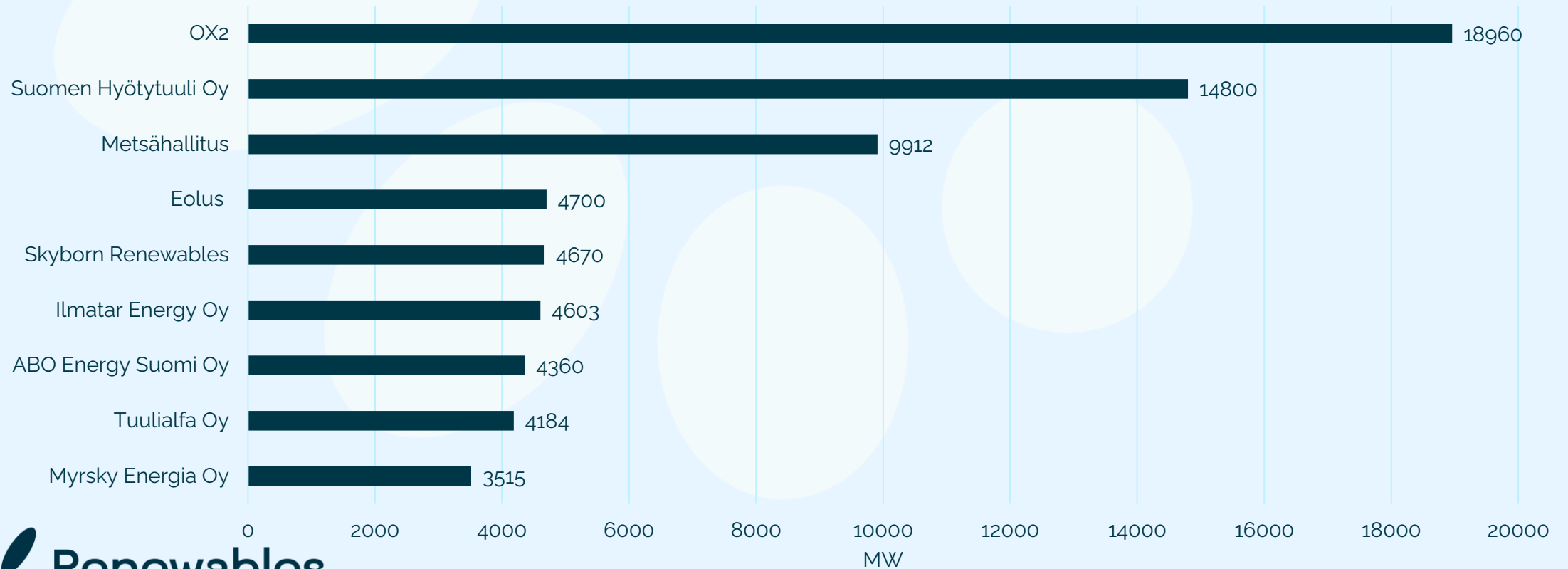
Offshore projects - territorial waters / EEZ



Wind power project developers

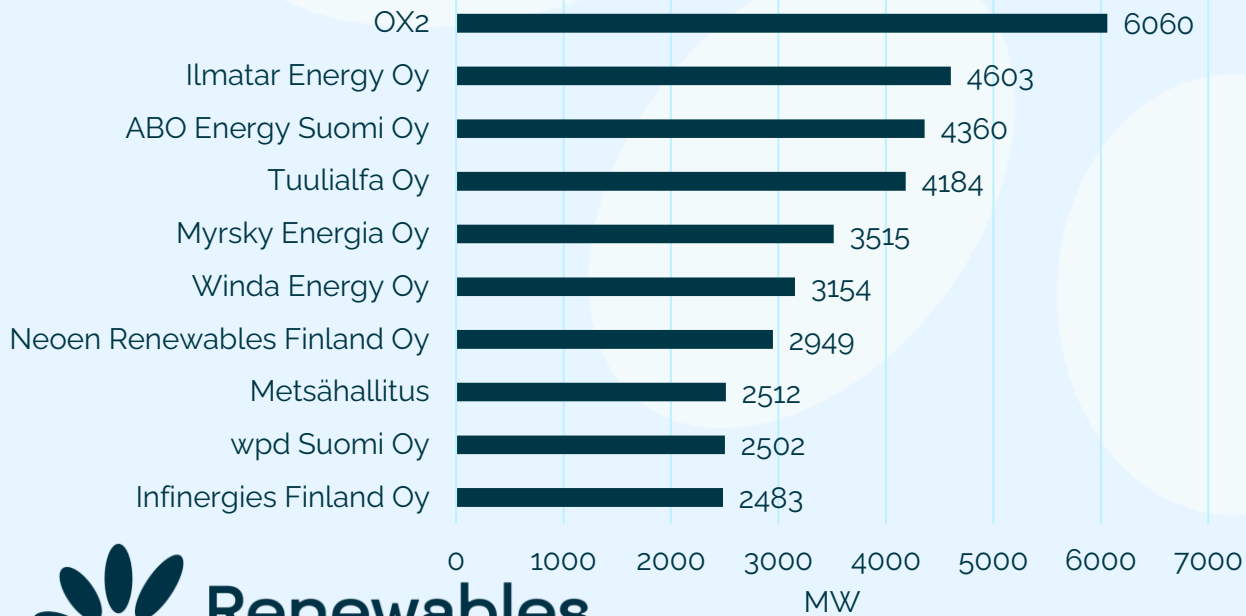


Top 10 project developers: Wind power (onshore and offshore) cumulative capacity (MW)

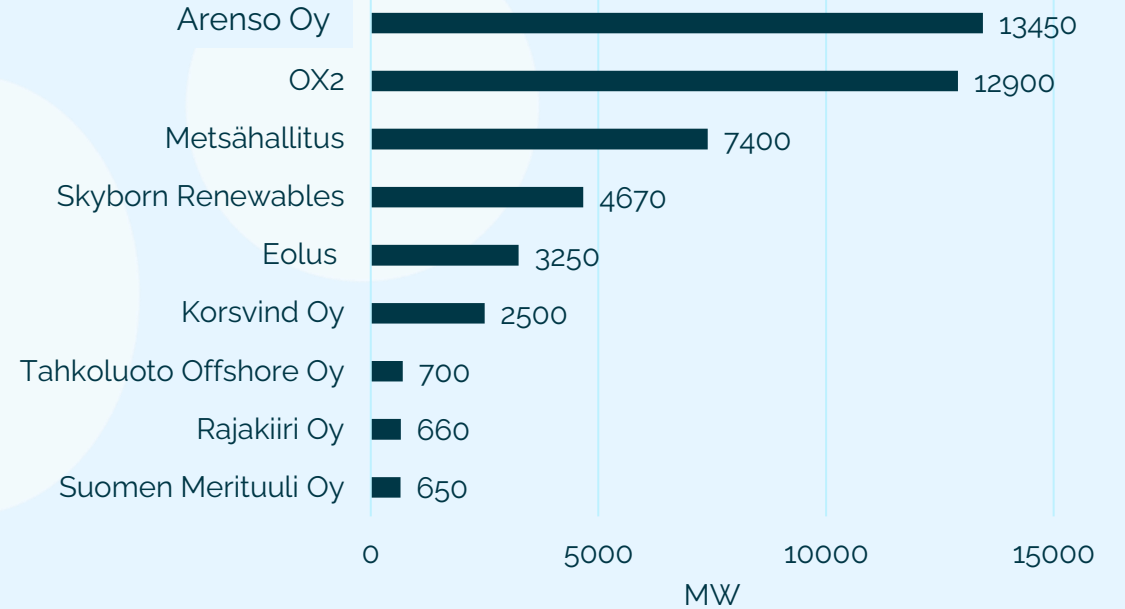


Top 10 project developers: Wind power cumulative capacity (MW)

Onshore wind



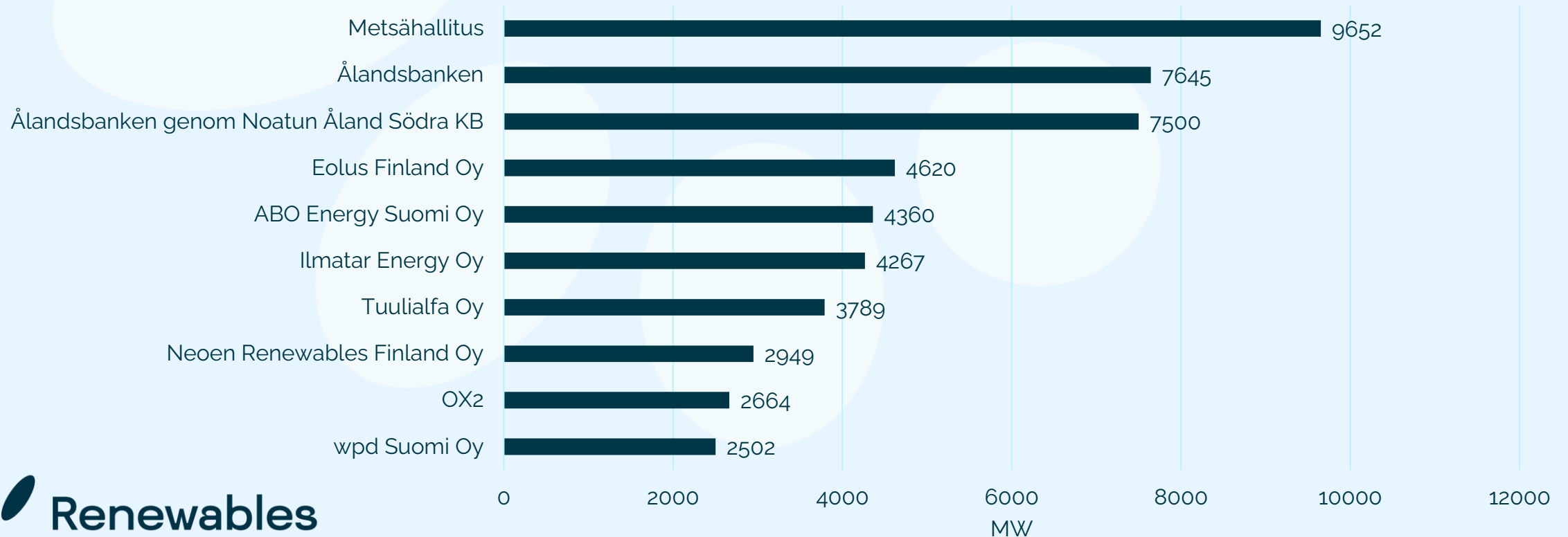
Offshore wind



Wind power development project owners

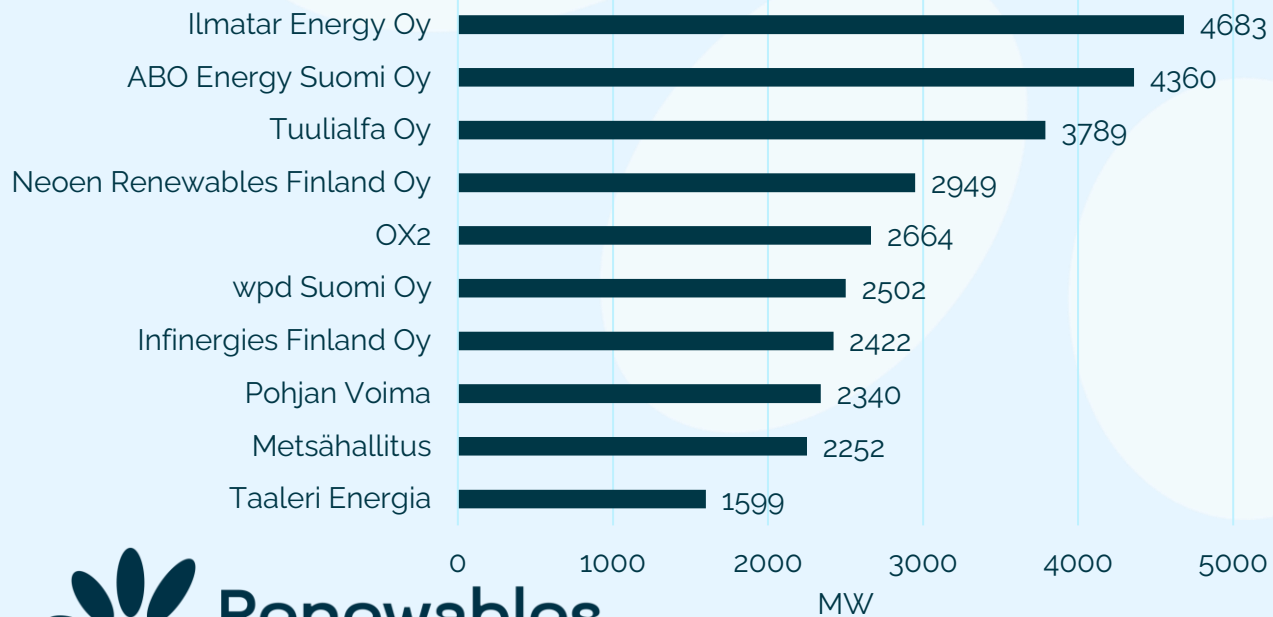


Top 10 owners: Wind power (onshore and offshore) cumulative capacity (MW)

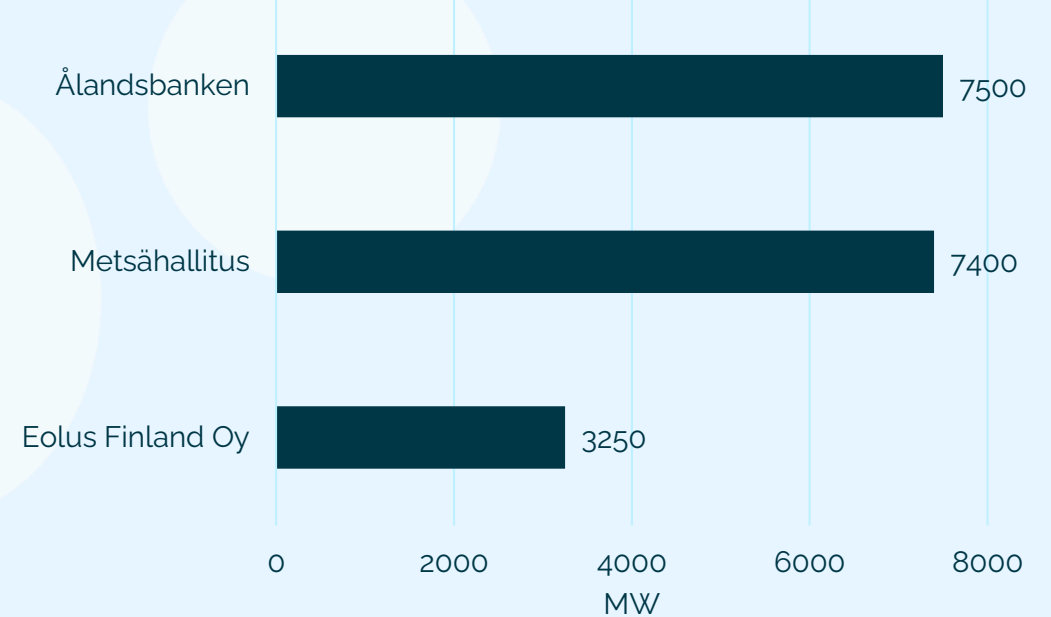


Top 10 owners: Wind power cumulative capacity (MW)

Onshore wind



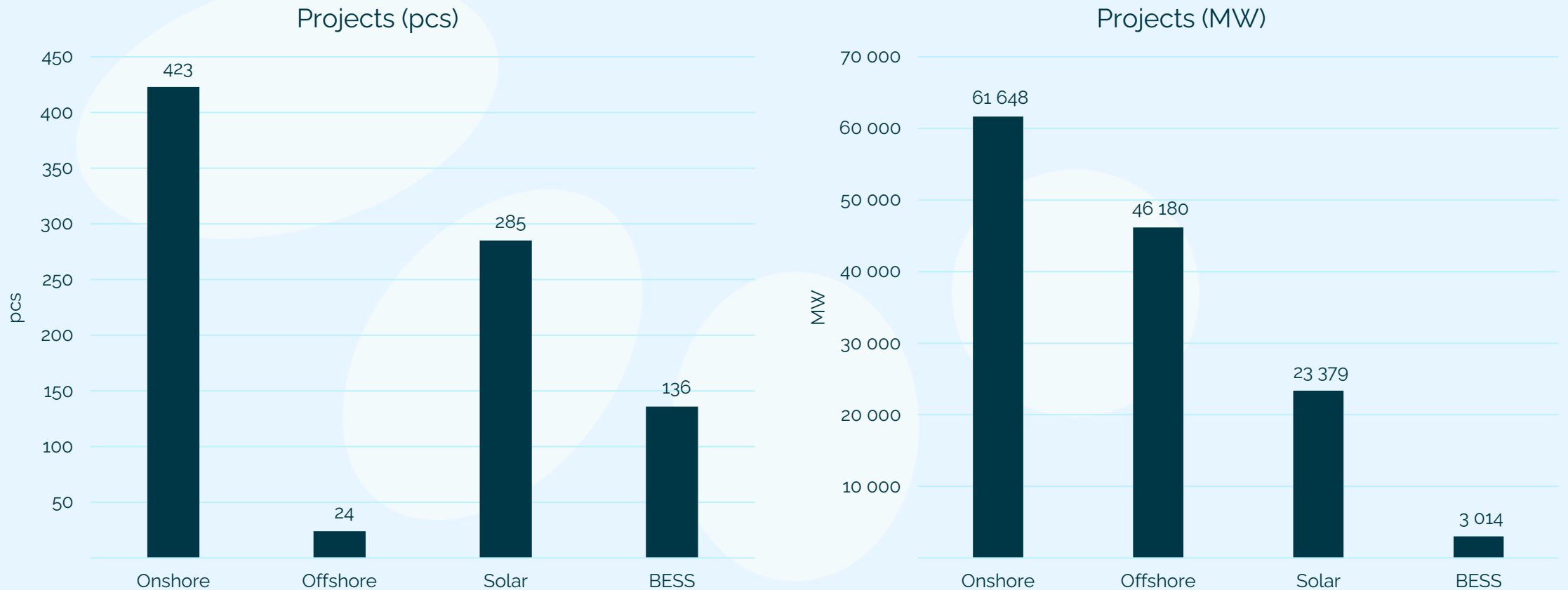
Offshore wind



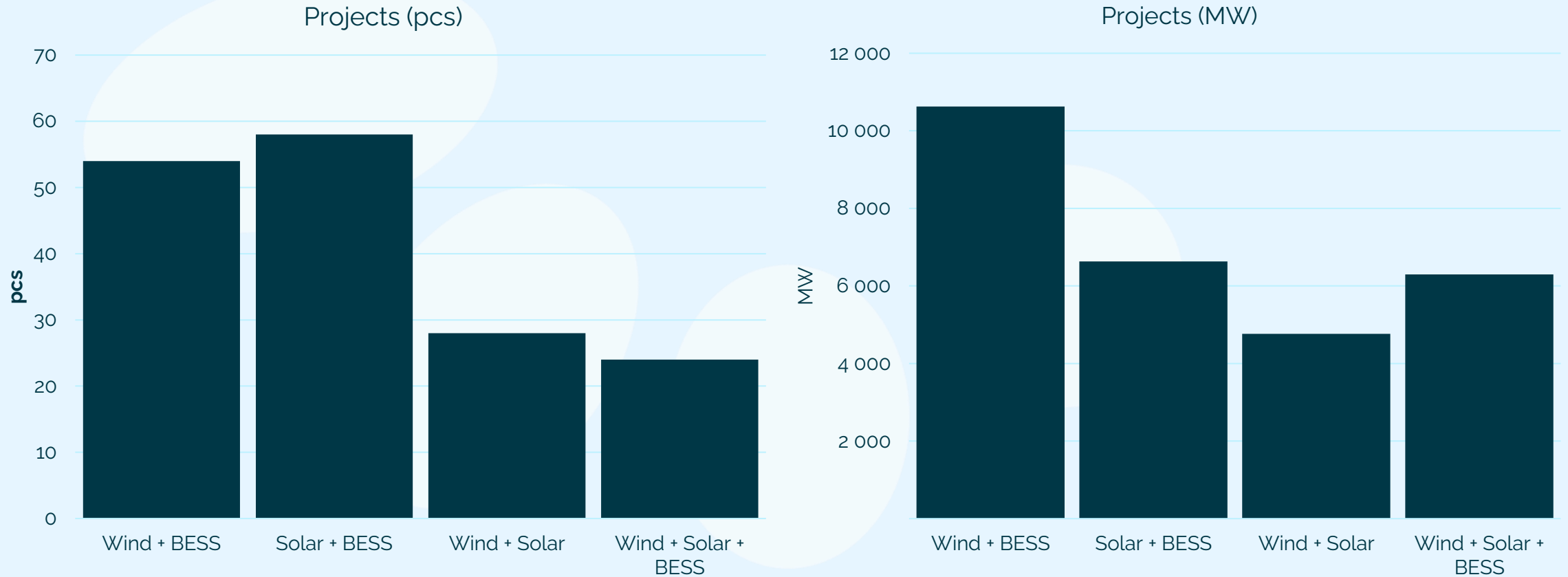
Hybrid projects in development



Renewable energy projects in Finland



Hybrid projects





Renewables Finland

renewablesfinland.fi